
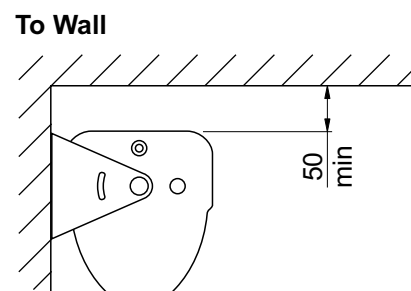
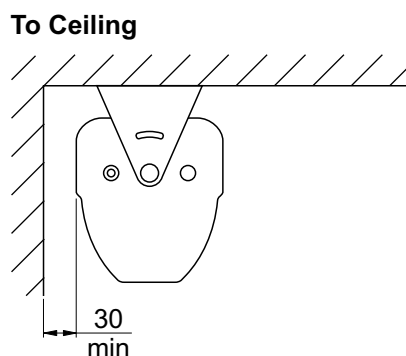


This powerful fan heater provides a warm air barrier that helps reduce building heat losses through external doors that are frequently opened. Install over doorways and other openings in commercial and light industrial applications such as shops, offices, supermarkets and factories. External controls available. Contact us for details.



INSTALLATION

Place the door curtain as close as possible to the top of the door.



- Cut out the drilling template from the cardboard packing.
- Drill the holes according to the template.
- Screw the brackets to the wall or ceiling using 6mm screws.
- Engage the heater in the brackets.
- Rotate the unit for the required heat diffusion.
- Fix the unit in position using the 2 screws and washers supplied.

Model	Rating Watt	Height mm	Length mm	Depth mm	Weight kg
4201-2	3000 / 6000	205	890	150	12
4202-1	2250 / 4000	270	1100	205	20
4202-2	4500 / 9000	270	1100	205	20
4202-3	4500 / 9000	270	1550	205	30
4202-4	6000 / 12000	270	1550	205	30